

# Sign-up and/or log in to Docket® with email, Apple, or Google

**Note:** Docket® does *not* collect biometric data when using the app's Face ID and Android Biometric unlock capabilities. This feature is offered as an optional security feature.

## 1. Sign-up or log in.

Enter your email address and tap “Sign-up or Log In” to receive a sign-in link. Alternatively, you can access Docket® by tapping the Apple or Google button.

## 2. Check your spelling.

Be sure to confirm that your email address was spelled correctly. Then, check your email inbox on your phone for a Docket® account confirmation email.

## 3. Confirm your email.

Tap the “Confirm Email” button in the email titled, “Sign-up for Docket®” to proceed. Check your Junk folder if you do not see your email after 5 minutes.

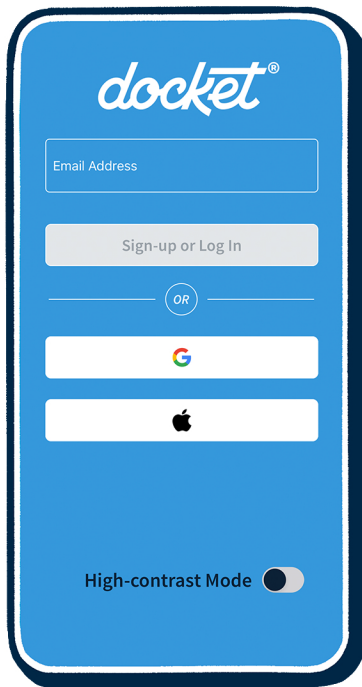
**Note:** You *must* confirm your email using the *same* device you used to create your Docket® account.

## 4. Set-up your profile.

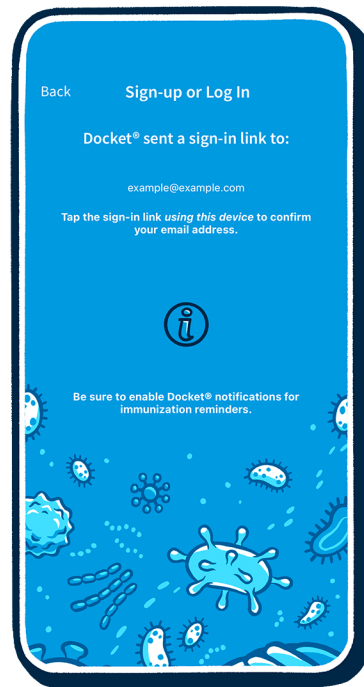
Enter your basic demographic info to search for your personal and/or family immunization records. Select “Use Face ID” or “Android Biometrics” for additional data security and privacy protections.

## Where is Docket® supported?

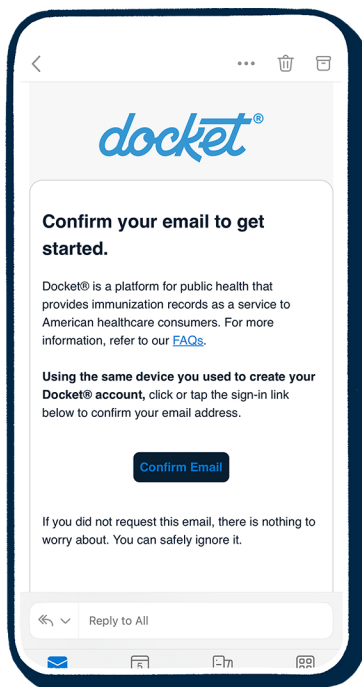
Docket® is available to residents of Alaska, D.C., Idaho, Maine, Minnesota, Missouri, New Jersey, North Dakota, Utah, and Wyoming. Coming soon to more states.



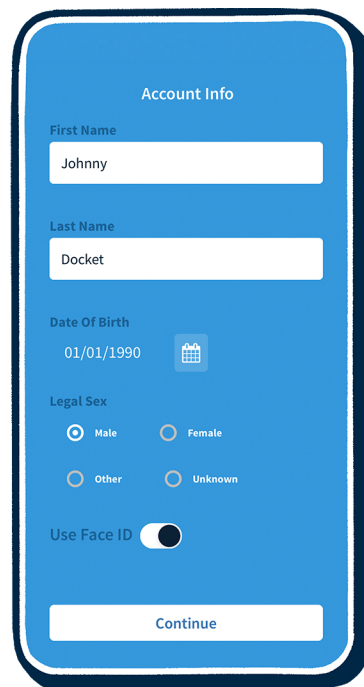
○ ○ ○ ○



● ○ ○ ○



● ● ● ○



● ● ● ●



  @dockethealthapp  
dockethealth.com  
**Docket® | U.S.A.**